


Single Sign On
Identification System For
Databases
Students



Identification For Students

אוניברסיטת בר-אילן

Single Sign-On מערכת

Enter User Name : : הקלד מספר זיהוי

Enter Password : : הקלד סיסמא

Login

שכחתי סיסמא-Forgot Password

שם המשתמש במערכת זאת מבוסס על מספר זהות/דרכון בן 9 תווים
למשתמש בתחנה ציבורית: הזדהותך נשמרת בתחנה עד שתבצע יציאה מסודרת!!!

User Name = 9 digits of ID no.

Password = same as Moodle

Continue – Identification for Students



Moodle password

=
Single Sign On
password

What if:

**Student doesn't
remember
Moodle password**



**Create a new
password with four-
digit personal code**

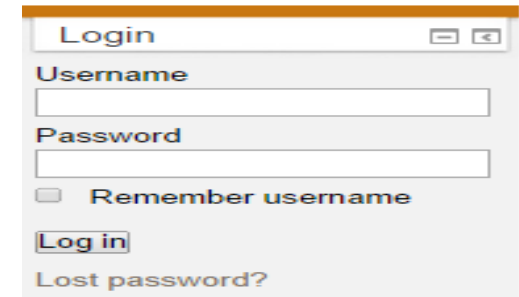
**Student doesn't have
Moodle password**



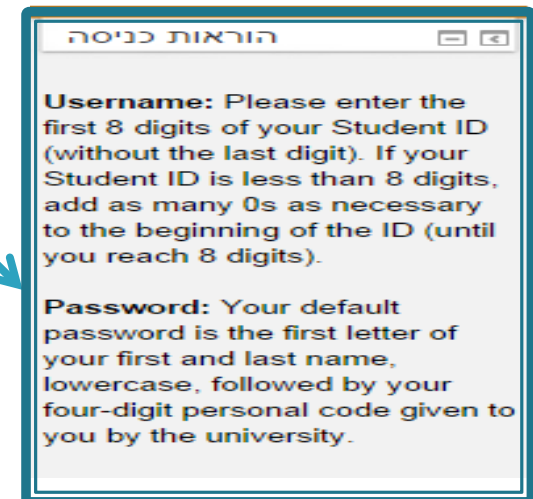
**Go to Moodle
and create a
password
following Moodle
instructions**

Go to Moodle and create a password following Moodle instructions

1. Go to Moodle
2. Create a password following Moodle instructions
3. If succeeded to enter
→ Enter with the same password to **Single Sign On**
If did NOT succeed to enter
→ Create a new password with four-digit personal code

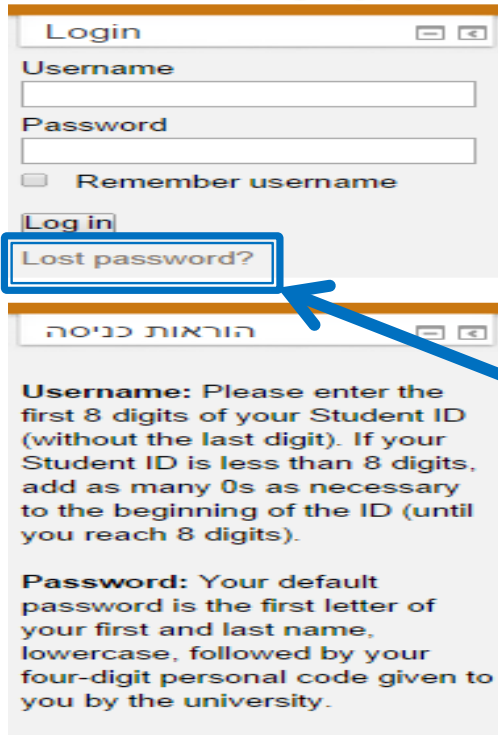


A screenshot of the Moodle login interface. It features a title bar with the word "Login" and standard window controls. Below the title bar are two input fields: "Username" and "Password". Under the "Password" field is a checkbox labeled "Remember username". At the bottom of the form is a "Log in" button and a link for "Lost password?".



A screenshot of a Moodle page titled "הוראות כניסה" (Login Instructions). The page contains two paragraphs of instructions. The first paragraph, under the heading "Username:", explains that users should enter the first 8 digits of their Student ID (excluding the last digit). If the ID is shorter than 8 digits, zeros should be added to the beginning until it reaches 8 digits. The second paragraph, under the heading "Password:", states that the default password is the first letter of the user's first and last name in lowercase, followed by their four-digit personal code.

Creating new password with four-digit personal code



A screenshot of the Moodle login page. The page has a title bar with 'Login' and navigation icons. Below the title bar are two input fields: 'Username' and 'Password'. There is a checkbox labeled 'Remember username' and a 'Log in' button. A blue box highlights the 'Lost password?' link. Below the login form is a section titled 'הוראות כניסה' (Login instructions) with two paragraphs of text.

Username: Please enter the first 8 digits of your Student ID (without the last digit). If your Student ID is less than 8 digits, add as many 0s as necessary to the beginning of the ID (until you reach 8 digits).

Password: Your default password is the first letter of your first and last name, lowercase, followed by your four-digit personal code given to you by the university.



A screenshot of the Single Sign-On page. The page has a header with 'אוניברסיטת בר-אילן' (Bar-Ilan University) and a logo. Below the header is the title 'מערכת Single Sign-On'. There are two input fields: 'Enter User Name :' and 'Enter Password :'. There is a 'Login' button. A blue box highlights the 'שכחתי סיסמא-Forgot Password' link. Below the link is a warning message in Hebrew: 'שם המשתמש במערכת זאת מבוסס על מספר זהות/דרכון בן 9 תווים למשתמש בתחנה ציבורית: הזדהותך נשמרת בתחנה עד שתבצע יציאה מוסדרת!!!'

Create new password

Click on **Forgot Password** for creating a new password on Single Sign On

Click on **Lost password?** For creating a new password at Moodle

Continue – Identification for Students

Forgot your password?

To reset your password, please enter your username and press "Submit".

Your username is a 9 digit Israeli ID (including check digit), or a passport number.

If ID or passport is less than 9 characters, add zeros to the left.

User Name

012345678

Submit

Type your 9 digit ID no.

Continue – Identification for Students

Forgot your password?

Please enter your PIN code.

Your PIN code is a personal 4 digit code, that was provided to you by the university.

Note: If you're a student and you forgot your PIN code, press [here](#) to receive it by e-mail.

Please type your PIN code

קוד גישה

Submit

**Type in four-digit personal code
(given to you by the university)**

Continue – Identification for Students

Change Password

Please change your password. Keep your new password secure. After you type your new password, click the Change Password button. If you must write it down, be sure to keep it in a safe place. Your new password must meet the following requirements:

- Password is case sensitive.
- Must be at least 6 characters long.
- Must be no more than 16 characters long.

סיסמתך חייבת לעמוד בתנאים הבאים: הסיסמה יכולה להכיל ספרות ותווים מיוחדים. ישנה אבחנה בין אותיות קטנות וגדולות באנגלית

Please type your new password

New Password

Confirm Password

Change Password

Create a new password

Continue – Identification for Students

Success

Your password has been changed successfully.

Continue

Session Logout

Your session has been logged out. It is recommended that you close your browser to complete the termination of this session.

Creation of new password has succeeded. Now you have access to the electronic databases

Students who don't remember their four-digit personal code



1. Can contact info *9392
or 03-5317000
2. By contacting the automatic system,
the code will be sent to email with
which the student has registered
3. Code appears on voucher